


# TRS 370

## Datasheet

Rev. 10 • Update 02/2022

**AUTOMATIC**  
SYSTEMS



The TRS 37x range full-height turnstiles are designed to ensure high-security access control and management of the flow of persons.

The fruit of more than 40 years of experience, the sturdiness of their design and their total autonomy makes them particularly suitable to the external security of high-traffic sensitive sites, such as industrial, sports and commercial complexes, offices, airports, power plants, amusement parks, military bases, parking facilities, etc.

The turnstiles in the range are bi-directional and activated manually. They can also be linked together in line.

In this range, the **TRS 370** is a **single gate turnstile with 3 wings**, thereby allowing users easy passage in a 120° segment.

## DESCRIPTION

1. Rotating obstacle with 3 combs positioned at 120° to one another. Each comb consists of steel tubes welded to a vertical upright. The whole item is fixed to the upper rotating part and to the lower central wheel disc.
2. Fixed comb limiting passage to half of the turnstile, consisting of steel tubes bolted to the vertical uprights of the fixed panel (3).
3. Fixed panel limiting passage, consisting of vertical tubular steel profiles (rectangular and round), welded to a curved plate. This structure also supports the upper box section (4).
4. Upper box section holding the feed mechanism (5) and the control board (6), in sheet steel, with a double door fixed by lock and key. Diamond point roof for evacuation of water.
5. Feed mechanism consisting of:
  - Compensating arms with tension springs to keep the obstacle in neutral after passage.
  - Hydraulic damper slowing movement at end of cycle to enhance ease of use.
  - Mechanism preventing return of obstacle after 60° rotation, preventing passage fraud in the opposite direction.
  - Electromagnet(s) and cams ensuring mechanical locking of the obstacle in neutral position (only if at least one direction of passage is controlled: see "Operating modes" paragraph).
6. Control board (only if at least one direction of passage is controlled: see "Operating modes" paragraph), the main functions of which are :
  - Parameters set using an integrated keyboard and LCD screen, or a Modbus link with remote control.
  - Connection block for various commands (readers, unlocking ...) and recovery of information (position, counting ...).
  - Configuration of controlled operating mode.
  - Management of time delays (of absence of passage for instance).
  - Memorization of passage requests.
  - Etc.
7. Orientation pictograms on the upper box section (\*).
8. Passageway lighting in the upper box section (\*).
9. Dust-free seal between the central axis of the obstacle and the upper box section.
10. Automatic Systems supplies the necked-down bolts to fix the equipment upon firm flooring.




## OPERATING MODES

For each direction of passage, the possible configurations are the following (to be specified with the order):

1. Free access (obstacle turning freely).
2. Permanently locked (obstacle blocked mechanically).
3. Locked, but unlocked in case of power failure.
4. Electrically controlled (free, locked, passage subject to authorisation) and locked mechanically in case of power failure.
5. (Standard) Electrically controlled (free, locked, passage subject to authorisation) and unlocked in case of power failure.

## STANDARD TECHNICAL CHARACTERISTICS

Power supply <sup>(*)</sup>	Single phase 120 / 230 VAC - 50/60 H
Consumption <sup>(*)</sup>	70 W
Ambient operating temperature	from -10 to +50°C
Relative ambient humidity	95%, without condensation
Net weight	393 kg
Flow	15 to 20 passages per minute, depending on the reaction time of the access control system
MCBF (Mean cycles between failures)	<b>3,000,000</b> cycles, in compliance with recommended maintenance
MTTR (Mean Time To Repair)	20 minutes
IP Rating	IP43
	Complies with European standards

## SURFACE TREATMENT


- Galvanized internal mechanical parts.
- **Housing:**
  - Turnstile obstacle (1), galvanized fixed comb (2) and panel (3) galvanized.
  - Upper box section (4) treated by electrophoresis.
  - Finished in 2 coats RAL7038, RAL6005, RAL7016 or RAL9010.


## WORKS TO BE PROVIDED BY THE CUSTOMER

- Masonry work as required per general layout drawing.
- Power supply <sup>(\*)</sup>.
- Anchoring to the floor.
- Electrical connections to the access control system <sup>(\*)</sup>.

<sup>(\*)</sup> Only for a turnstile equipped with a control board, that is to say operating in mode 3, 4 or 5, at least in one direction.

## OPTIONS

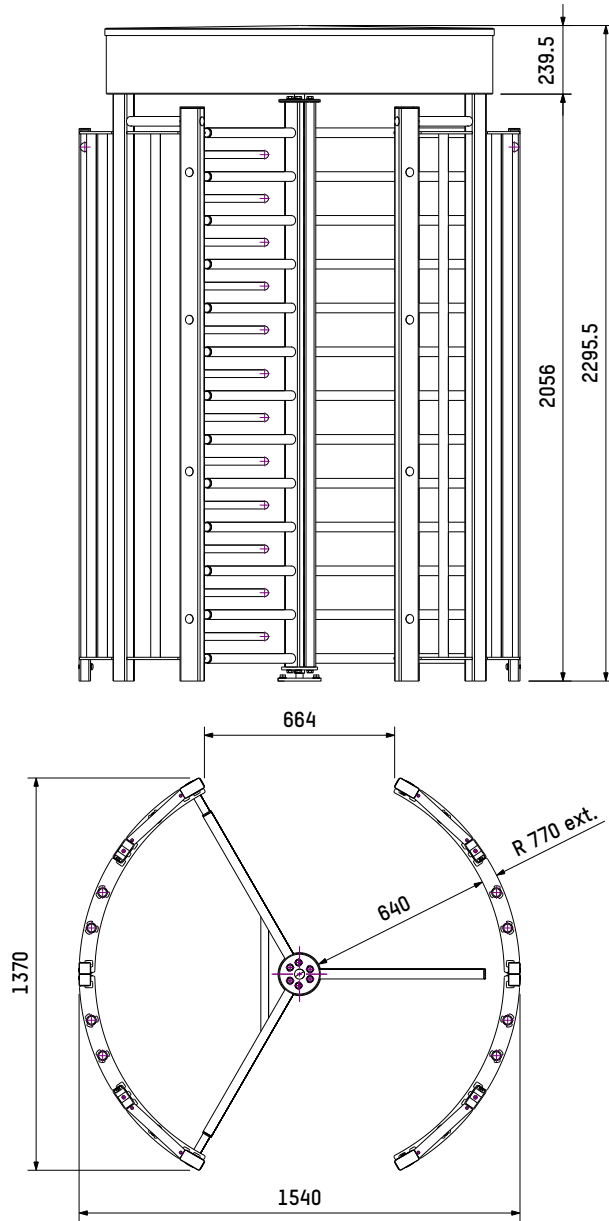
1. Key-operated firemen's release (per French standards). 
2. Light sensitive switch <sup>(\*)</sup>.
3. Heating for operation up to -35°C.
4. Power supply 120V 60Hz (compliant with UL standard).
5. Non standard RAL colour. <sup>(1)</sup>
6. Treatment for aggressive saline environment. <sup>(2)</sup>
7. Rotating arms made of stainless steel 304 - 3 arms at 120° - Single passage.
8. Rotatings arms with antibacterial cover - 3 arms at 120° - Single passage.
9. Heel protector on the lowest arms of the rotor - Single passage.
10. Canopy.
11. Two (big) boxes for integration of access control features - Single passage - A & B directions <sup>(\*)</sup>.
12. LED pictograms on boxes (single lane) - A & B directions.
13. Fixing frame - Single passage.

 Configuration required.

<sup>(1)</sup> RAL to be specified when ordering.

<sup>(2)</sup> Recommended for an installation within 10 km of the coast: sandblasting + Alu Zinc plating 80µm outside (40µm inside) + polyzinc 80µm + 80µm powder coat.

## STANDARD DIMENSIONS (MM)



### Headquarters

Avenue Mercator, 5  
1300 Wavre - Belgium



✉ helpdesk.as@automatic-systems.com



☎ +32.(0)10.23.02.11



🌐 www.automatic-systems.com



TRS 370-FT-EN-10